

**CITY OF KENT  
INVESTMENT PORTFOLIO  
March 31, 2017**

<b>Purchase Date</b>	<b>Investment Description</b>	<b>Yield</b>	<b>Maturity</b>	<b>Market Value 3/31/2017</b>	<b>Investment Total</b>
03/31/17	State Local Government Investment Pool	0.702%	Overnight	73,042,979	73,042,979
04/29/16	CD US Bank	0.300%	04/28/17	254,874	254,874
06/19/15	FICO Strip	1.000%	11/30/17	2,935,544	2,929,397
03/31/15	FICO Strip	1.019%	02/08/18	1,059,456	1,058,169
03/31/15	FICO Strip	1.149%	05/11/18	3,060,213	3,057,551
04/12/16	FICO Strip	0.840%	12/27/18	3,982,719	4,022,674
10/09/15	FICO Strip	1.433%	09/26/19	4,067,186	4,068,178
04/10/87	Federal Home Loan Mortgage Corp	8.508%	11/29/19	951,307	786,845
10/19/15	Federal Home Loan Bank	1.530%	10/19/20	3,977,300	4,010,138
				<b>93,331,579</b>	<b>93,230,806</b>

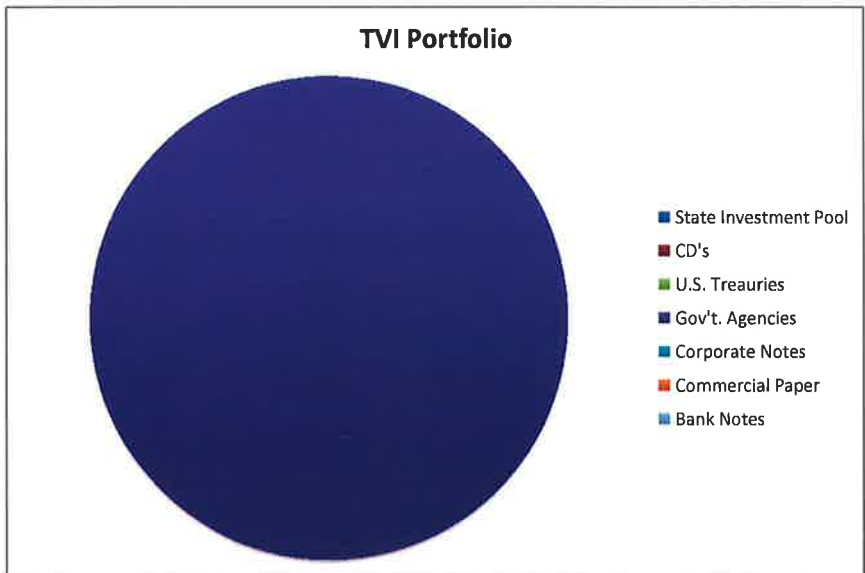
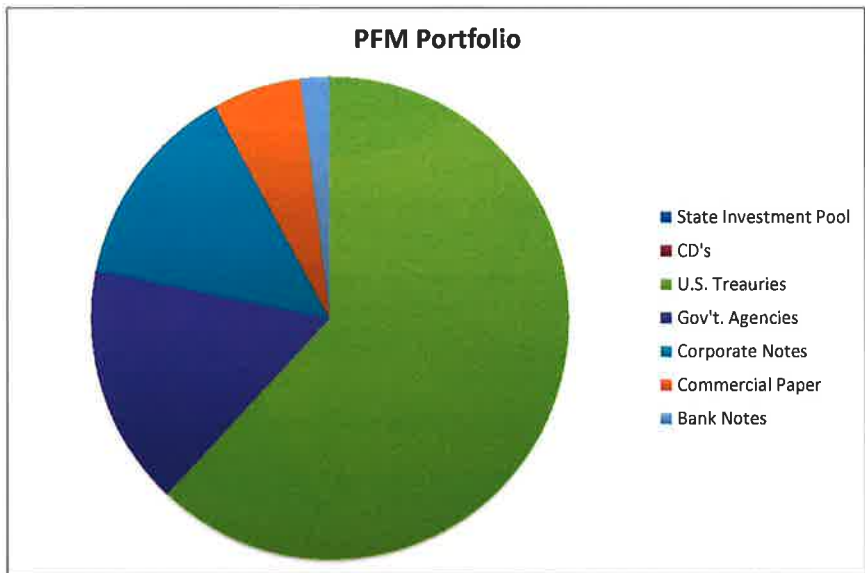
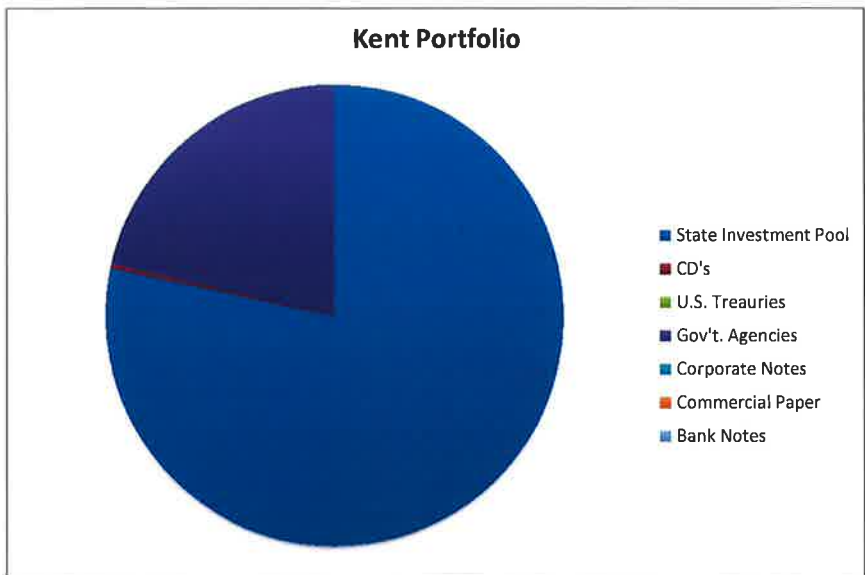
<b>Kent Portfolio</b>	
<b>Average Rate of Return:</b>	<b>1.164%</b>
<b>Average Days to Maturity:</b>	<b>544 Days</b>
<b>Average Years to Maturity:</b>	<b>1.49 Years</b>

<b>Date</b>	<b>Investment Description</b>	<b>Average Yield</b>	<b>Average Days to Maturity</b>	<b>Market Value 3/31/2017</b>	<b>Investment Total</b>
03/31/17	PFM Managed Portfolio	1.570%	1002 Days	24,879,643	24,881,448
				<b>24,879,643</b>	<b>24,881,448</b>

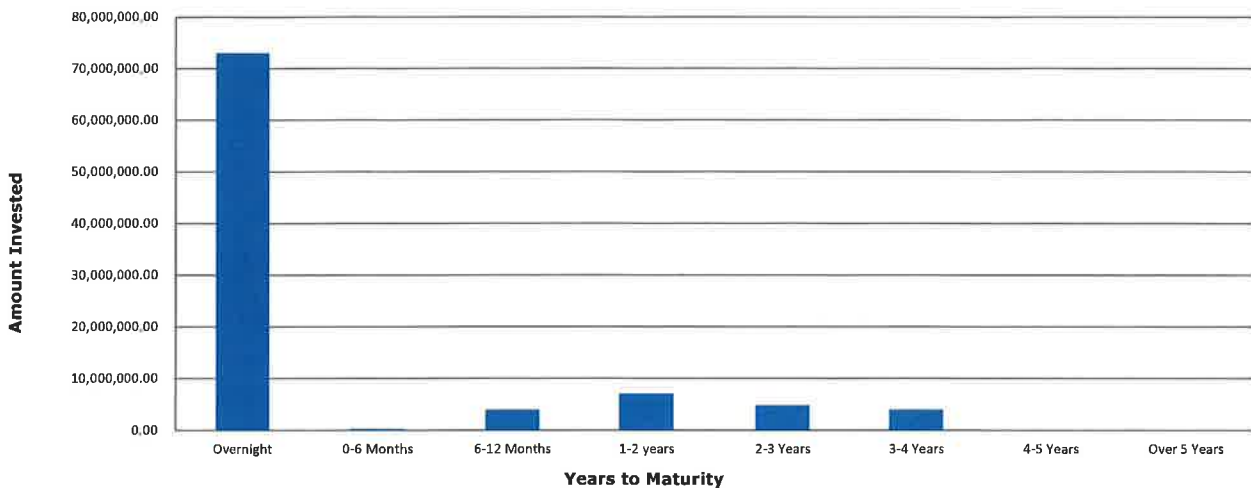
<b>Date</b>	<b>Investment Description</b>	<b>Average Yield</b>	<b>Average Days to Maturity</b>	<b>Market Value 3/31/2017</b>	<b>Investment Total</b>
03/31/17	TVI Managed Portfolio	1.480%	967 Days	9,979,551	10,000,143
				<b>9,979,551</b>	<b>10,000,143</b>

	<b>Market Value</b>	<b>Investment</b>
<b>Kent Managed Portfolio</b>	<b>93,331,579</b>	<b>93,230,806</b>
<b>PFM Managed Portfolio</b>	<b>24,879,643</b>	<b>24,881,448</b>
<b>TVI Managed Portfolio</b>	<b>9,979,551</b>	<b>10,000,143</b>
	<b>128,190,773</b>	<b>128,112,397</b>

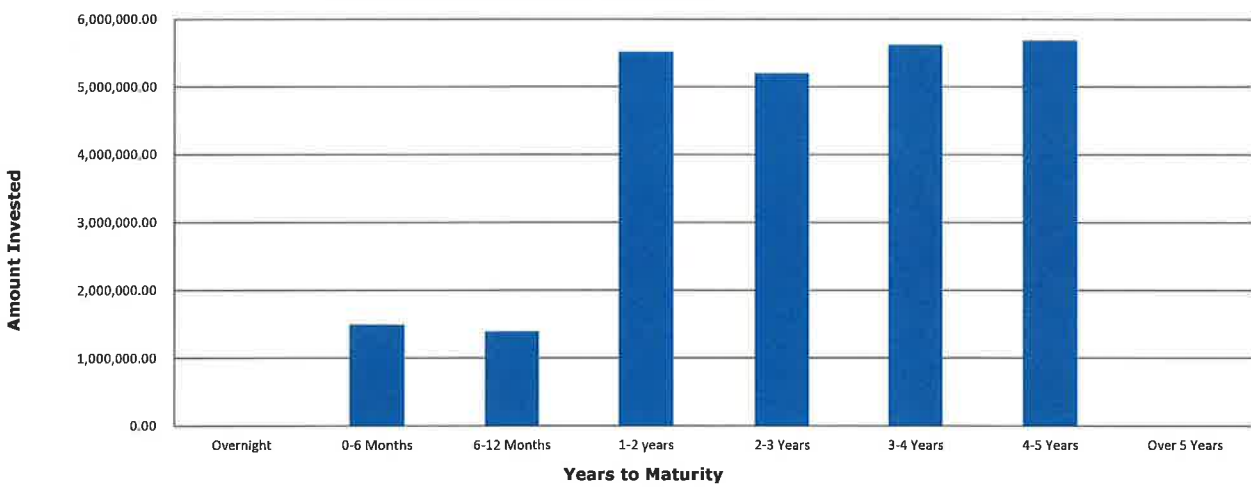
**City of Kent  
Investments by Type  
March 31, 2017**



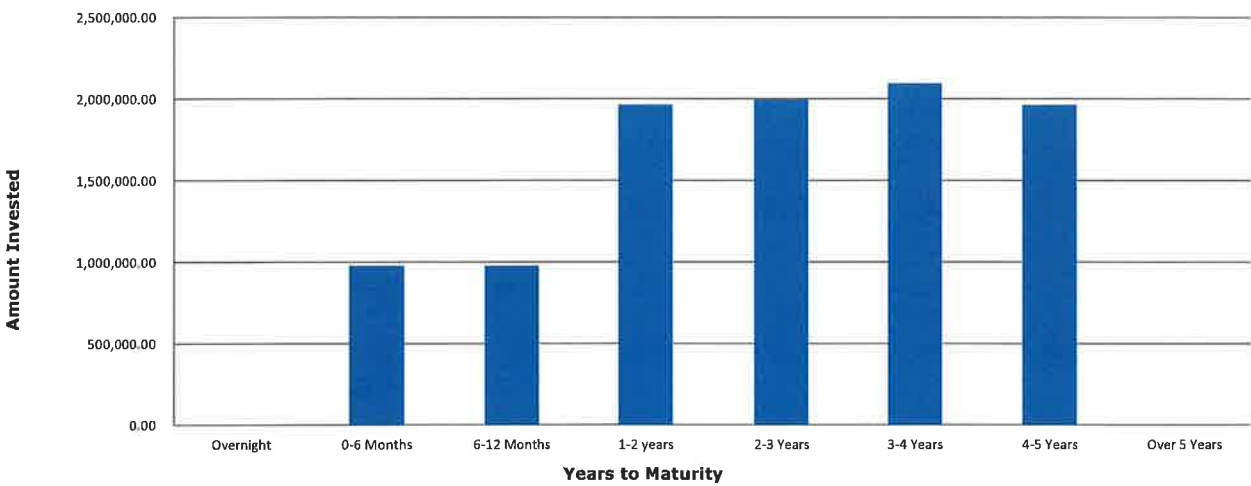
**Kent Portfolio  
INVESTMENTS BY MATURITY 03/31/2017**



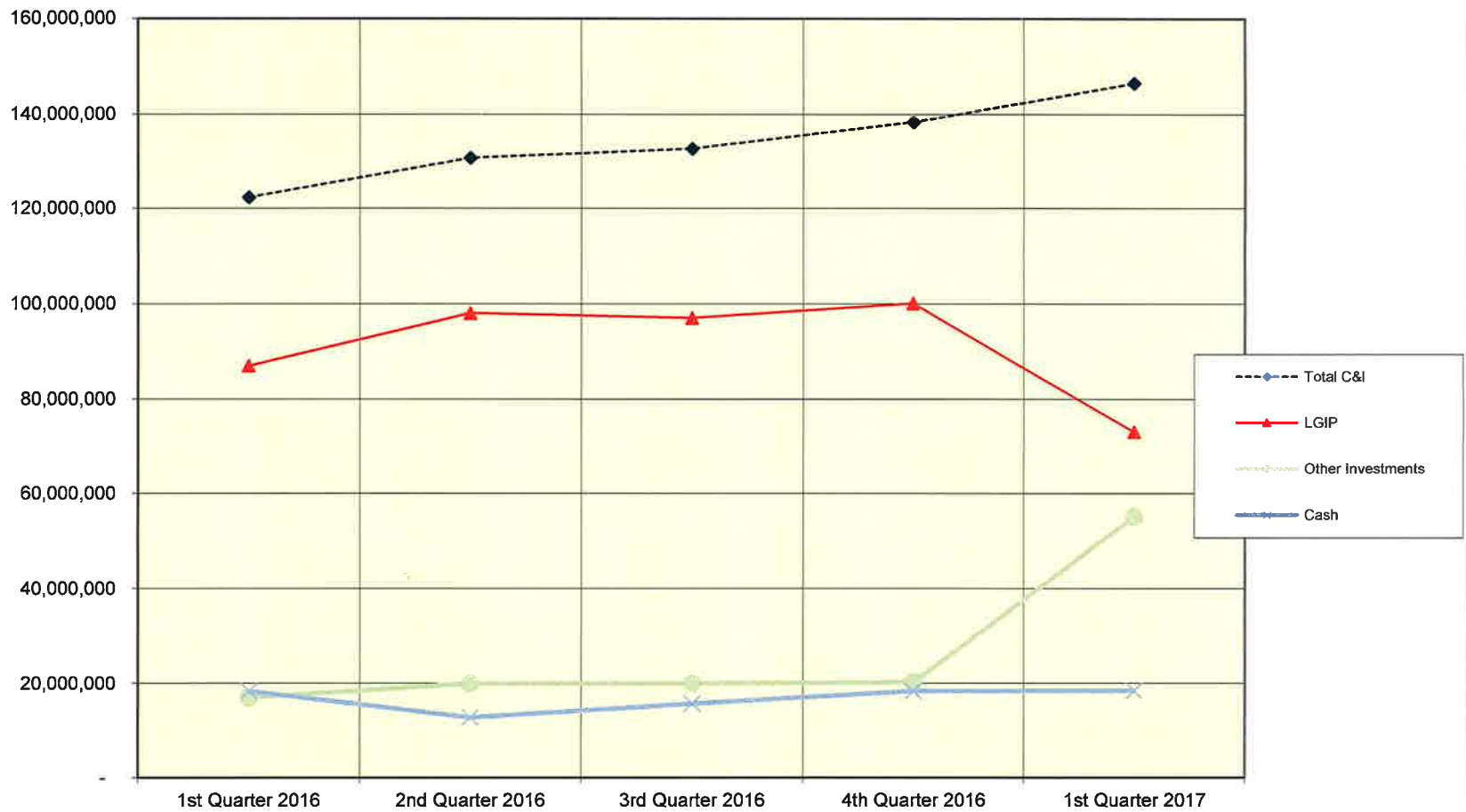
**PFM Portfolio  
INVESTMENTS BY MATURITY 03/31/2017**



**TVI Portfolio  
INVESTMENTS BY MATURITY 03/31/2017**



**CITY OF KENT  
CASH AND INVESTMENTS BY TYPE  
QUARTER ENDING BALANCES  
2016 Q1-Q4 AND 2017 Q1**



### CASH AND INVESTMENTS MONTH ENDING BALANCES 2015 / 2016 / 2017

