

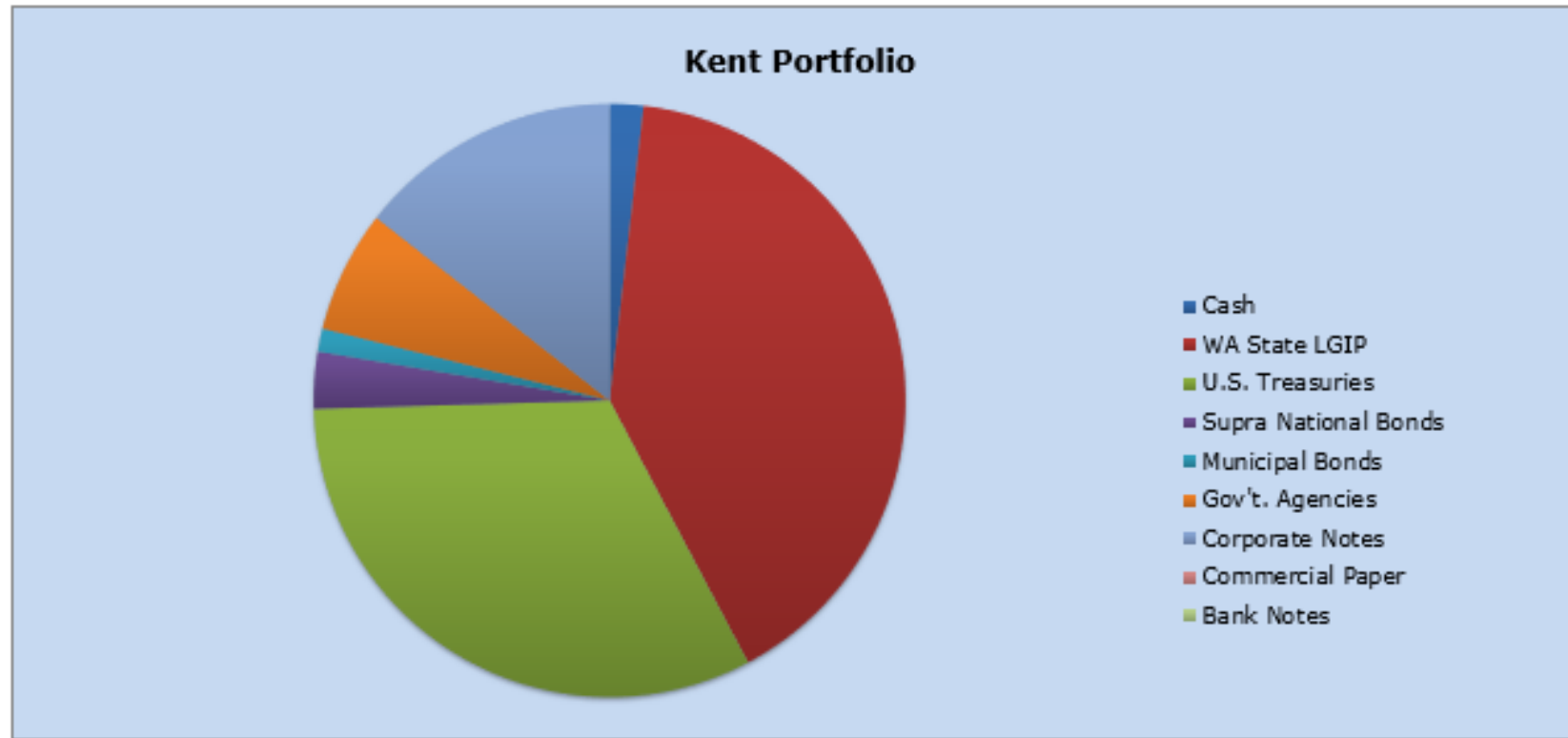


City of Kent Investment Portfolio

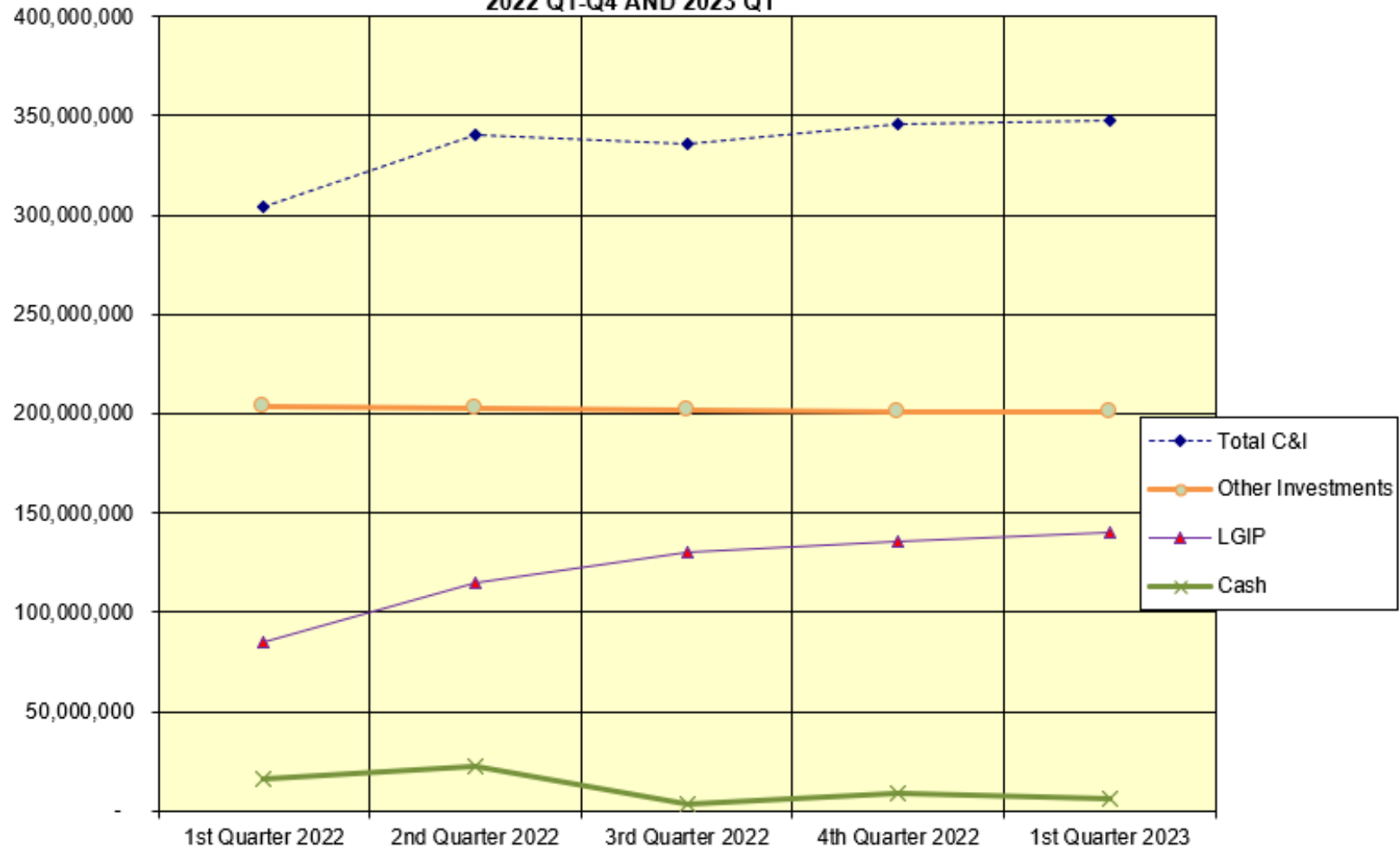
Q1-2023

**CITY OF KENT
INVESTMENT PORTFOLIO
March 31, 2023**

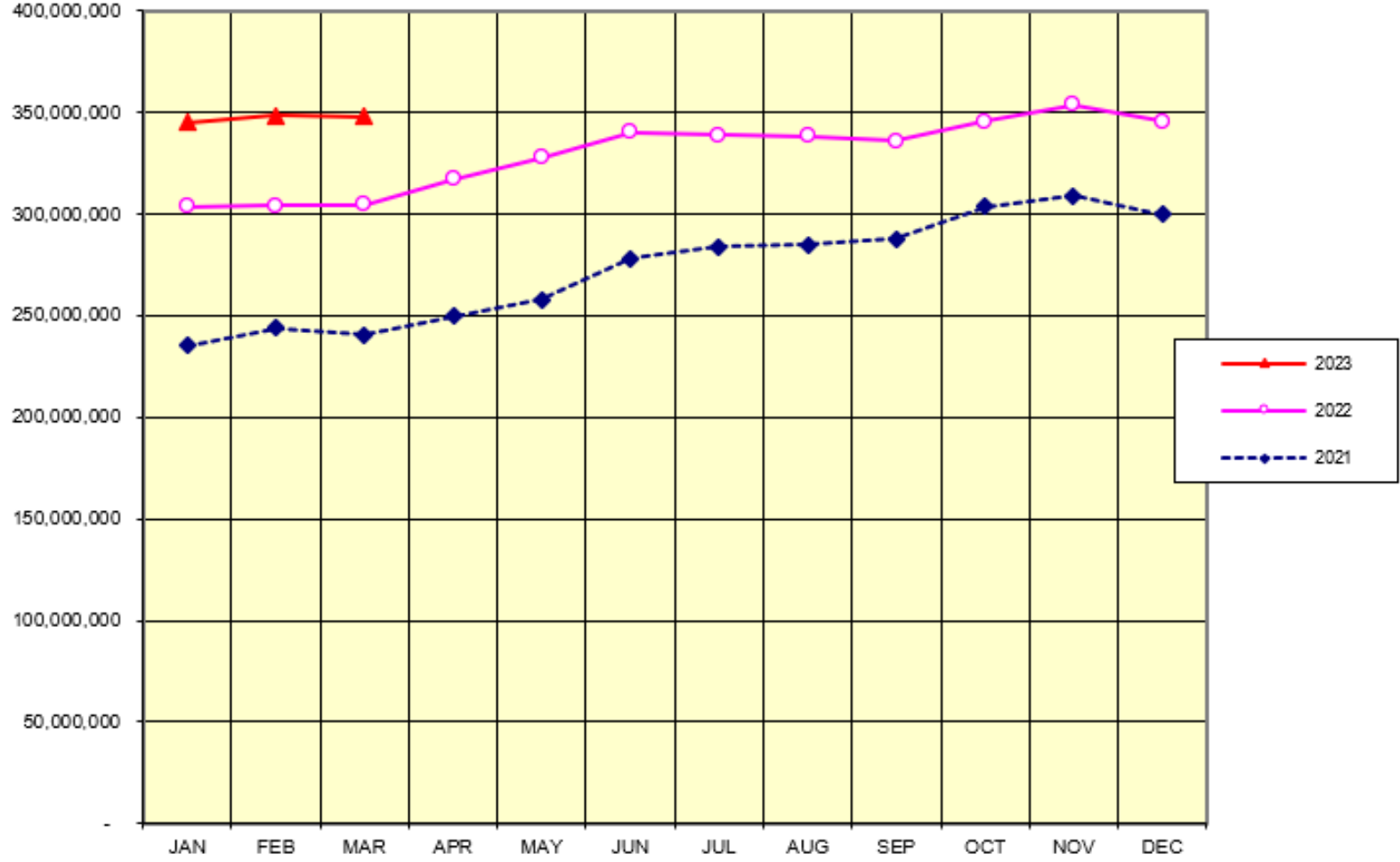
Purchase Date	Investment Description	Yield	Maturity	Market Value 3/31/2023	Investment Total
03/31/23	Cash - US Bank	4.750%	Overnight	6,402,306	6,402,307
03/31/23	WA State LGIP	4.758%	Overnight	140,565,695	140,565,695
03/31/23	PFM Managed Portfolio	1.740%	865 Days	191,205,394	200,897,658
				338,173,395	347,865,660



CITY OF KENT
CASH AND INVESTMENTS BY TYPE
QUARTER ENDING BALANCES
2022 Q1-Q4 AND 2023 Q1

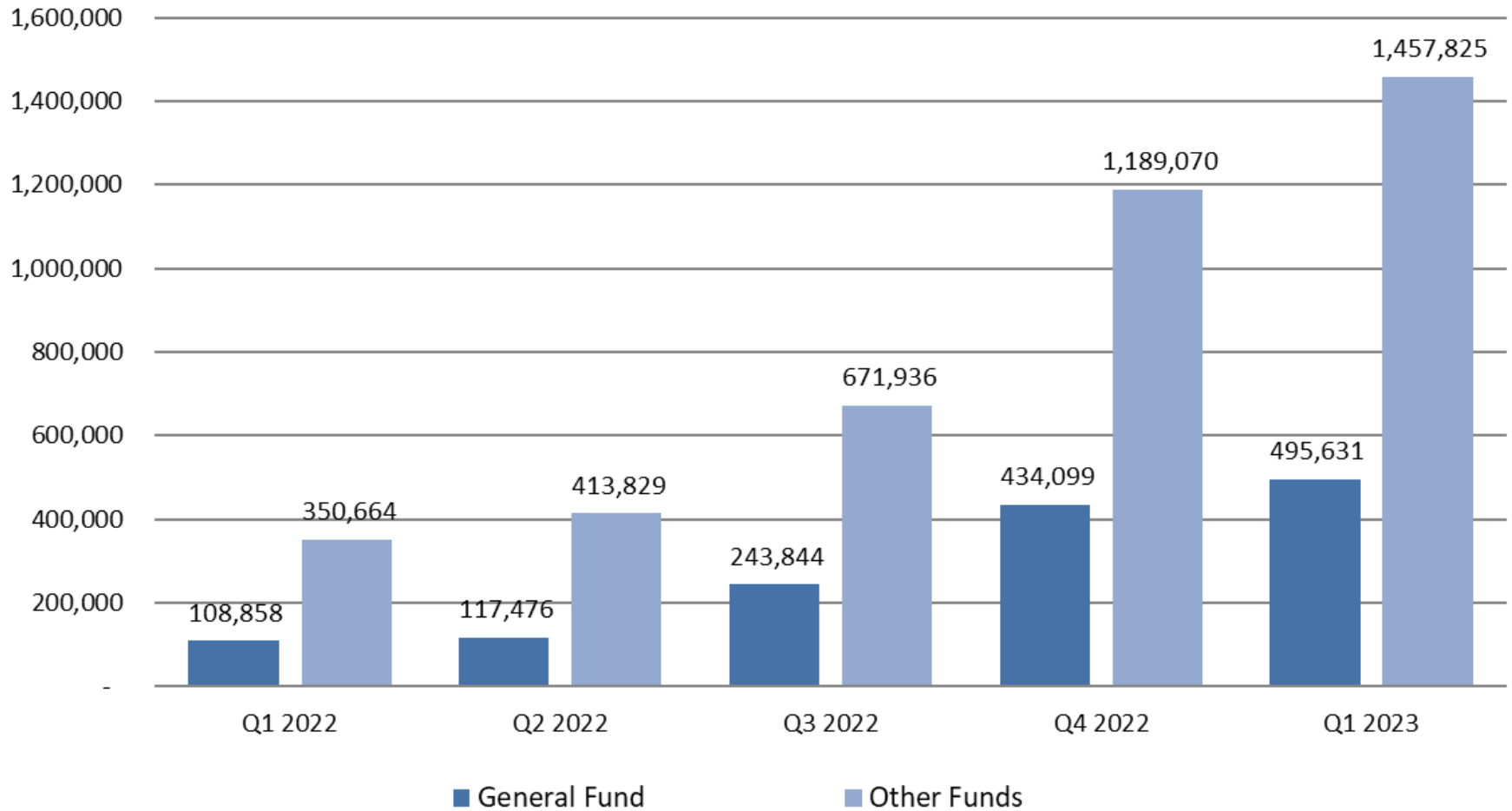


CASH AND INVESTMENTS
MONTH ENDING BALANCES
2021 / 2022 / 2023



*In June 2021 and in June 2022, the City received one-time funds of \$14.1M of ARPA grant funding. In addition, the City received \$3.6M of SST Mitigation for the period of July 1, 2020 - June 30, 2021 in June of 2021.

Quarterly Interest Earnings Q1-Q4, 2022 and Q1, 2023



**Total Cash and Investments By Fund
March 31, 2023**

1000	General Fund	42,664,636
1100	Street Fund	18,407,479
1200	PS Retiree Healthcare Fund	1,111,152
1300	Lodging Tax Fund	434,818
1400	Youth/Teen Fund	713,499
1500	Capital Resources Fund	36,604,454
1600	Criminal Justice Fund	12,317,346
1800	Housing & Comm Dev Fund	9,081,747
1900	Other Operating Projects Fund	15,181,225
1950	Kent Events Center Operating Fund	2,324,293
2200	Non-Voted Debt Service Fund	1,312,661
2500	Spec Assess Debt Service Fund	345,322
3100	Street Capital Projects Fund	25,157,404
3200	Parks Capital Projects Fund	14,873,505
3300	Other Capital Projects Fund	1,859,939
3400	Technology Capital Projects Fund	10,113,807
3500	Facilities Capital Projects Fund	8,292,097
4100	Water Fund	40,899,292
4300	Sewer Fund	14,747,863
4400	Drainage Fund	39,031,157
4700	Solid Waste Fund	480,637
4800	Golf Fund	1,762,486
5100	Fleet Service Fund	7,671,541
5200	Central Services Fund	2,463,178
5400	Facilities Management Fund	7,230,282
5600	Insurance Fund	27,475,394
5900	Deferred Compensation Fund	167,816
6200	Firefighters Pension Fund	2,028,580
6400	Deferred Comp Fund	(112)
6500	Payroll Clearing Fund	252,312
6600	Subsystem Clearing Fund	-
6700	Utility Clearing Fund	1,131,296
6800	Agency Clearing Fund	1,341,710
7100	Special Events Center-PFD	386,844
	Total:	347,865,660

Portfolio Summary and Statistics

For the Month Ending **March 31, 2023**

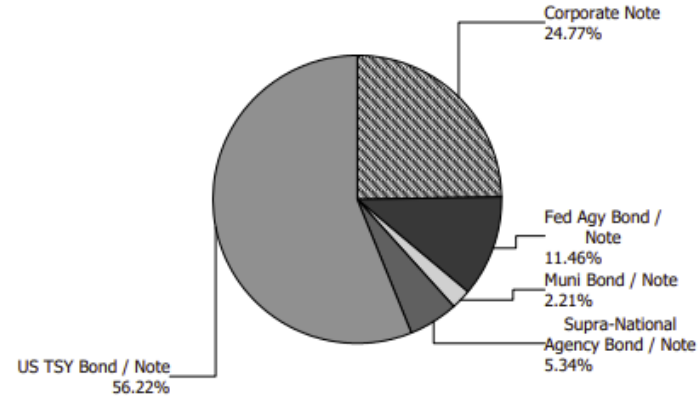
CITY OF KENT - 48820000

Account Summary

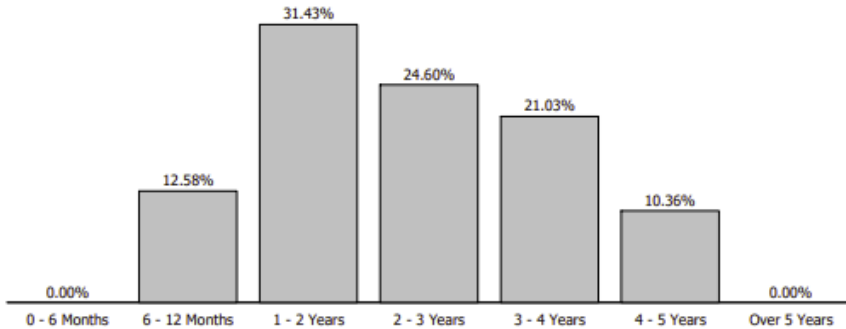
Description	Par Value	Market Value	Percent
U.S. Treasury Bond / Note	114,210,000.00	107,507,394.35	56.22
Supra-National Agency Bond / Note	10,750,000.00	10,214,994.17	5.34
Municipal Bond / Note	4,400,000.00	4,217,471.55	2.21
Federal Agency Bond / Note	23,500,000.00	21,908,419.86	11.46
Corporate Note	50,165,000.00	47,357,113.69	24.77
Managed Account Sub-Total	203,025,000.00	191,205,393.62	100.00%
Accrued Interest		722,922.37	
Total Portfolio	203,025,000.00	191,928,315.99	

Unsettled Trades **0.00** **0.00**

Sector Allocation



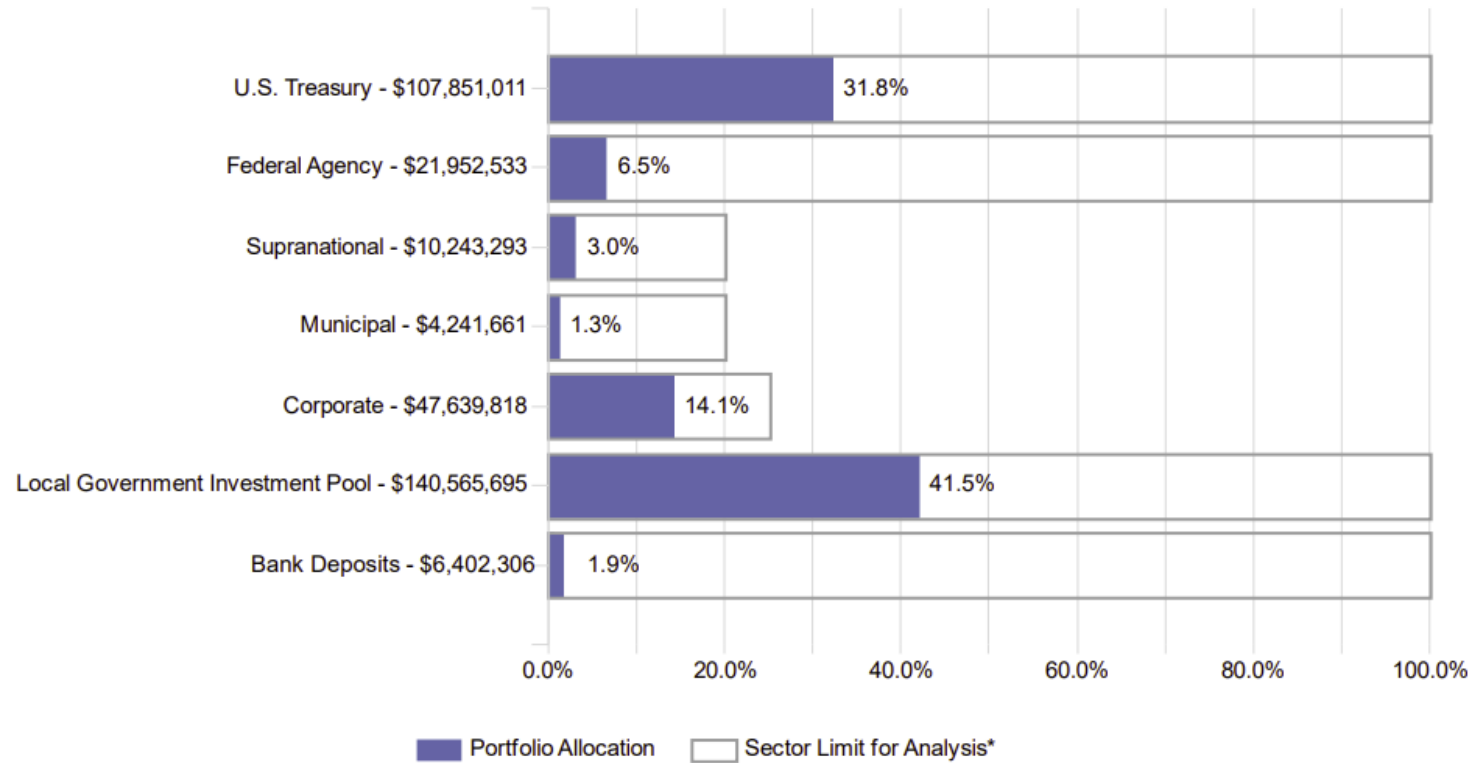
Maturity Distribution



Characteristics

Yield to Maturity at Cost	1.74%
Yield to Maturity at Market	4.31%
Weighted Average Days to Maturity	865

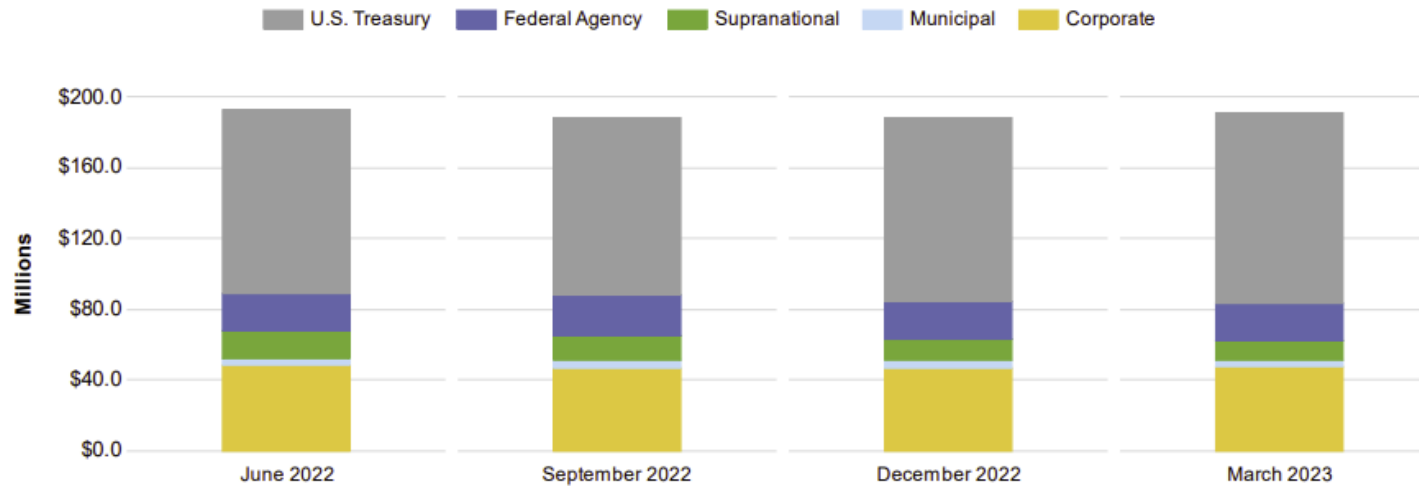
Sector Allocation Analytics



*For informational/analytical purposes only and is not provided for compliance assurance. Includes accrued interest.
Sector Limit for Analysis is as derived from our interpretation of your most recent Investment Policy as provided.

Sector Allocation Review - CITY OF KENT

Security Type	Jun-22	% of Total	Sep-22	% of Total	Dec-22	% of Total	Mar-23	% of Total
U.S. Treasury	\$104.3	54.0%	\$100.1	53.2%	\$103.8	55.1%	\$107.5	56.2%
Federal Agency	\$21.3	11.0%	\$23.1	12.3%	\$21.7	11.5%	\$21.9	11.5%
Supranational	\$15.3	7.9%	\$14.1	7.5%	\$11.8	6.3%	\$10.2	5.3%
Municipal	\$4.3	2.2%	\$4.2	2.2%	\$4.2	2.2%	\$4.2	2.2%
Corporate	\$48.0	24.9%	\$46.6	24.8%	\$47.0	24.9%	\$47.4	24.8%
Total	\$193.2	100.0%	\$188.0	100.0%	\$188.5	100.0%	\$191.2	100.0%



Market values, excluding accrued interest. Only includes fixed-income securities held within the separately managed account(s) and LGIPs managed by PFMAM. Detail may not add to total due to rounding.