
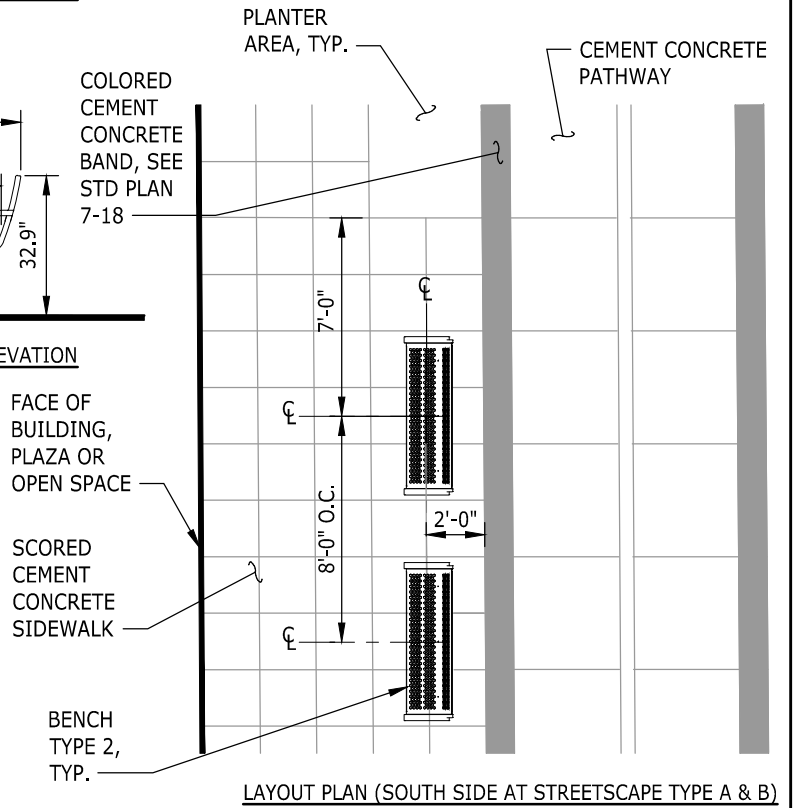
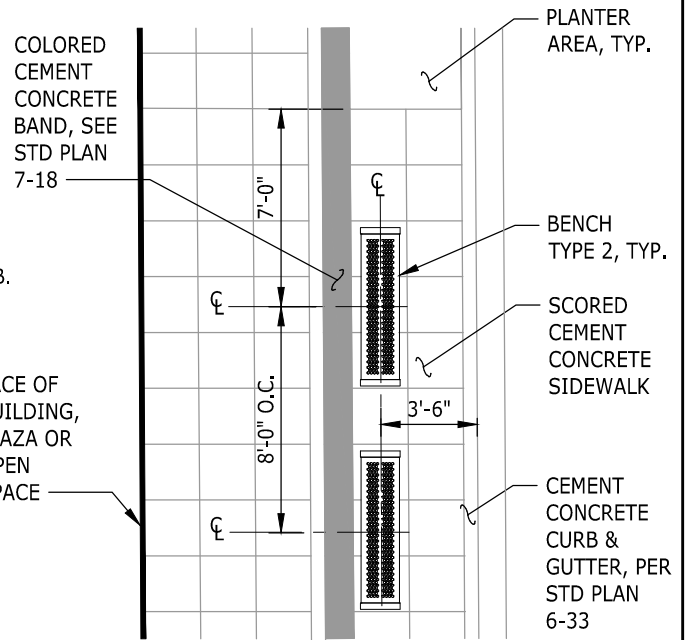
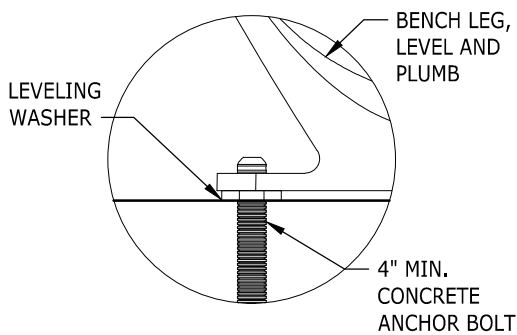
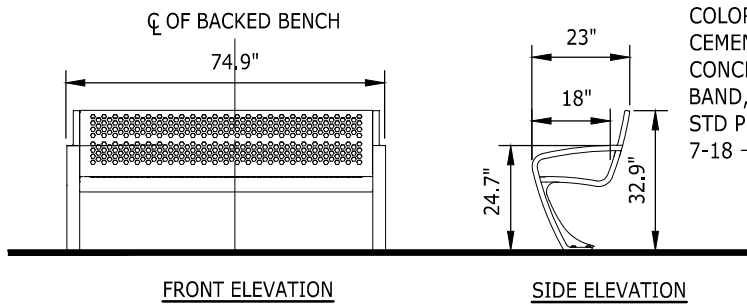
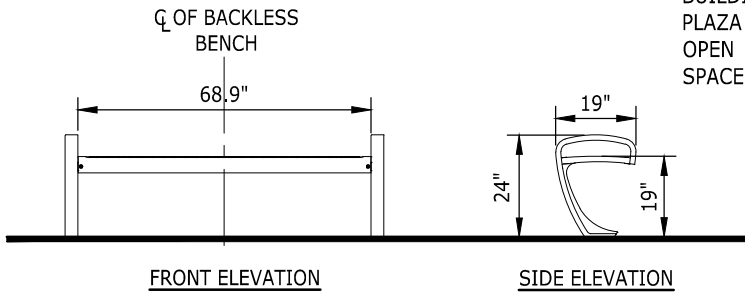


NOTES:

1. BENCH TYPE 2 SHALL BE BACKED AND BACKLESS "BALANCE" BY FORMS+SURFACES, OR APPROVED EQUAL.
2. BENCH TYPE 2 SHALL BE "ALUMINUM TEXTURE" FRAME & SEAT IN RAL 9007 "GREY ALUMINUM" METALLIC POWDER COAT FINISH.
3. BENCH TYPE 2 SHALL BE INSTALLED SURFACE MOUNT.
4. BACKS OF BACKED BENCH TYPE 1 SHOULD BE INSTALLED TOWARDS ROADWAY CURB SIDE.
5. APPLIES TO BUFFER AND AMENITY ZONES AT STREETSCAPE TYPE A AND B.
6. APPLIES TO BUFFER ZONES AT STREETSCAPE TYPE C.
7. APPLIES TO BUFFER ZONES NEAR SIGNIFICANT INTERSECTIONS, MINOR INTERSECTIONS/CROSSINGS, AND MID-BLOCK CROSSINGS.



NOTE: THIS PLAN IS NOT A LEGAL ENGINEERING DOCUMENT BUT AN ELECTRONIC DUPLICATE. THE ORIGINAL, SIGNED BY THE ENGINEER AND APPROVED FOR PUBLICATION IS KEPT ON FILE AT THE CITY OF KENT. A COPY MAY BE OBTAINED UPON REQUEST.

		CITY OF KENT ENGINEERING DEPARTMENT	
		MEEKER STREET BENCH TYPE 2	
DESIGNED: COK	SCALE: NONE	STANDARD PLAN	
DRAWN: COK	DATE: 8/2020	7-2	
CHECKED: COK	ENGINEER		
APPROVED:			