

GROUT/MORTAR JOINT, SEE DETAIL THIS SHEET

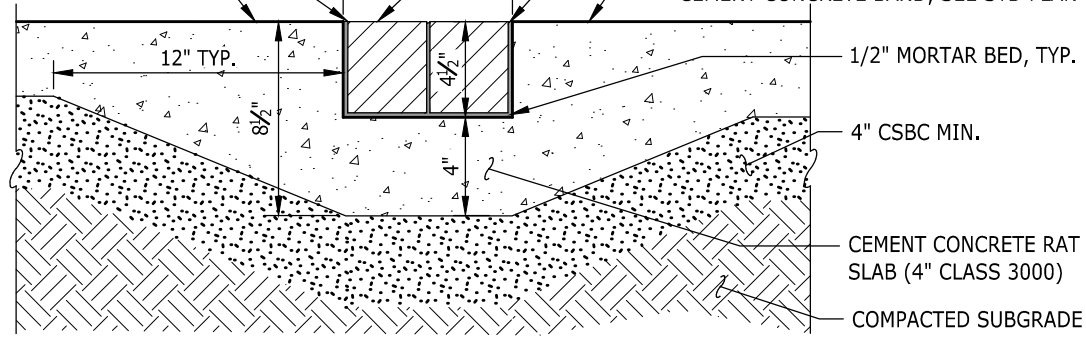
SCORED/STAMPED CEMENT CONCRETE SIDEWALK (4" CLASS 3000) OR COLORED CEMENT CONCRETE BAND, SEE STD PLAN 7-18

±7" SIZED TO FIT PAVERS PLUS JOINTS

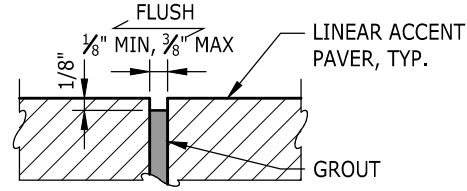
LINEAR ACCENT PAVER, TYP.

GROUT/MORTAR JOINT, SEE DETAIL THIS SHEET

SCORED/STAMPED CEMENT CONCRETE SIDEWALK (4" CLASS 3000) OR COLORED CEMENT CONCRETE BAND, SEE STD PLAN 7-18



TYPICAL SECTION



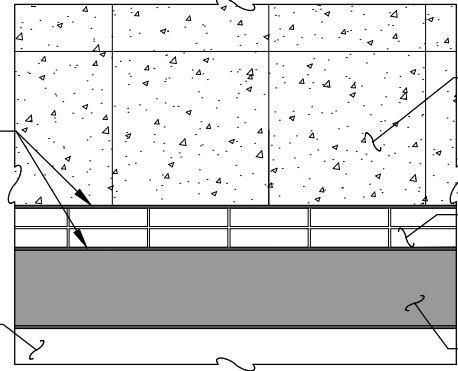
GROUT/MORTAR JOINT SECTION

GROUT/MORTAR JOINT, TYP. SEE DETAIL, THIS SHEET

SCORED CEMENT CONCRETE SIDEWALK (4" CLASS 3000)

LINEAR ACCENT PAVER, SEE TYP. SECTION THIS SHEET

COLORLED CONCRETE BAND TYP, SEE STD PLAN 7-18



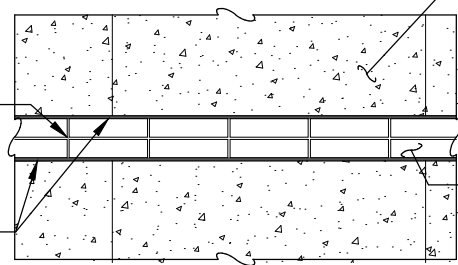
LINEAR ACCENT PAVER BAND LAYOUT PLAN (NORTH SIDE & STREETSCAPE TYPE C)

GROUT/MORTAR JOINT, TYP. SEE DETAIL, THIS SHEET

SCORED CEMENT CONCRETE SIDEWALK, TYP. (4" CLASS 3000)

LINEAR ACCENT PAVER, SEE TYP. SECTION THIS SHEET

EXPANSION JOINT, TYP. SEE STD DETAIL 7-19.2



LINEAR ACCENT PAVER BAND LAYOUT PLAN (SOUTH SIDE ALONG STREETSCAPE TYPE A & B)

NOTES:

1. LINEAR ACCENT PAVER SHALL BE 3" WIDTH X 12" LENGTH X 4" THICK NARROW MODULAR PAVER BY STEPSTONE, INC. OR APPROVED EQUAL.
2. ALL PAVERS TO MATCH CROSS AND LONGITUDINAL SLOPE OF CONCRETE SIDEWALK AND/OR ADJACENT PAVER.
3. ALL SIDEWALK SURFACE TREATMENTS SHALL BE ADA COMPLIANT.



NOTE: THIS PLAN IS NOT A LEGAL ENGINEERING DOCUMENT BUT AN ELECTRONIC DUPLICATE. THE ORIGINAL, SIGNED BY THE ENGINEER AND APPROVED FOR PUBLICATION IS KEPT ON FILE AT THE CITY OF KENT. A COPY MAY BE OBTAINED UPON REQUEST.

		CITY OF KENT ENGINEERING DEPARTMENT MEEKER STREET LINEAR ACCENT PAVER BAND INSTALLATION DETAIL	
DRAWN: COK	CHECKED: COK	DATE: 8/2020	7-16
APPROVED:	ENGINEER		